




FINAL TOURNAMENT DECISIONS


Mid-Cities Regional Tournament 2022

OVERVIEW OF CONTENTS


1. Tournament Safety Protocols
 2. Final clarifications and guidelines for Instant Challenge
 3. Final clarifications and guidelines for the Awards Ceremonies
 4. Menu for tournament/Dime Store/Photographer
 5. Schedule, Maps
 6. Team Check-In
 7. Prop storage: use and guidelines
 8. Quick reminders
- 

TOURNAMENT SAFETY PROTOCOLS

As of today, February 19, 2022, the Mid-Cities Regional Tournament will proceed as a face-to-face tournament. No additional safety protocols will have to be put into place. Reminders:

- Masks continue to be recommended while inside the building
 - Hand sanitizer will be available throughout the site
 - Self-screening is required prior to entering the building: if you are ill, please stay home. Symptoms include: fever over 100 degrees, cough, loss of smell and/or taste, body aches, etc.
 - Sites will be sanitized throughout the day
 - Social distancing is still recommended
 - Be respectful of each others' views concerning Covid beliefs
- 


FINAL CLARIFICATIONS AND GUIDELINES FOR INSTANT CHALLENGE

1. Team managers will only be allowed in the **LAST** team's instant challenge, regardless of challenge or level of teams. Team managers **can** go up with their teams and either wait outside the IC door, wait for the team in the chill out room, or go downstairs and wait them to come down.
 2. Only team managers or co-managers are allowed in the instant challenge room. **These managers must be registered in RYT.**
 3. A parent representative can accompany a team to instant challenge if the manager is not available but **cannot** go into the instant challenge room or be in the chill out room. They **can** wait either outside the IC room or go down the stairs and wait for the team to come down.
- 

INSTANT CHALLENGE GUIDELINES CONTINUED:

4. ****FOR IMPROV TEAMS ONLY****: You will be going into instant challenge first. Since you do not have props, you will take your team to the instant challenge check in area by the posted time. They will check you in and go from there. **Please note**: all other guidelines apply to you in terms of being able to go into the IC room or not.


5. There **ARE** a handful of other teams whose instant challenge will be before their team challenge. If you are one of those teams, you will take your team to the instant challenge check in by the posted time. We will NOT be assigning a guide to your team. You will also have additional time between the two events so that your team can prepare their props, costumes, makeup, etc.



FINAL CLARIFICATIONS AND GUIDELINES FOR THE AWARDS CEREMONIES

- Because of seat restrictions and the number of potential guests that will be attending each awards ceremony, **no one will be allowed in either ceremony without the properly colored wristbands.**
- The district is working to stream the awards ceremonies into the main gym so that those who might be waiting for the next ceremony or just would like to cheer on their friends can participate in the festivities. **This will be the only location that you may gather inside the school if waiting for the other ceremony.** You are welcome to leave and return or wait outside; but if you are coming in the building, you may only be in the main gym.
- **There will be no teams unsupervised in the building at any time.** If this happens, you will be located, and you and your team will be asked to leave. Please do not put us in this situation. This is for everyone's safety.
- We will also be streaming the awards ceremonies on social media for those who cannot make it or would feel more comfortable watching them elsewhere.

Menu for Tournament/Dlme Store/Photographer

- ★ A menu will be posted on Wednesday with items that will be available for purchase on the day of the tournament.
 - ★ The Dlme Store will be set up to sell t-shirts, pins, silly hats, and other trinkets. Please stop by and do a little shopping!
 - ★ We will have a photographer set up to take pictures of teams throughout the day. He will also be available to take pictures of teams who medal at the ceremonies. Please stop by and say “cheese”!! Pictures will be printed on-site, with the exception of the ceremony pics. Those will be posted to our website after the tournament.
- 

SCHEDULES/ MAPS

- The schedule is scheduled to be published on Wednesday, February 23, 2022. If there is going to be a delay for any reason, we will let you know via social media and on the website. We don't foresee a delay, but things do happen.
- Maps of the high school will be posted on Wednesday, February 23, 2022.



TEAM CHECK- IN

Team check-in will take place on **Wednesday, March 2, 2022** at Richland High School from **5:00- 7:00 PM**.

- This will be the time where you will come up, with a device, and we will make sure your paperwork has been uploaded into the Resources section online. ***We will not be checking the paperwork for errors, and this does not replace your team check-in at the tournament site prior to team challenge.**
- If you have ordered t-shirts and/or pins, we will have your order ready to pick up.
- You will also received wristbands for your teams for the awards ceremonies.
- You can send someone else up to the school to pick up everything and check in your team(s).
- If you cannot make it, you will be able to check in on tournament day. You can find the location on the map once posted.
- Appraisers will be looking over your forms prior to challenge but will **NOT** be contacting your before the day of the tournament.

PROP STORAGE: USE AND GUIDELINES

Prop storage is a room that will be designated as a spot for your team to take their props **after** they perform. It is intended to give them a place to leave things and get ready for instant challenge in a relatively quick manner. Teams may **NOT** bring props in to the room prior to their performance. We simply do not have that kind of space. You may bring your props into the building and set up throughout the common spaces (not in classrooms) away from challenge sites. You just cannot leave them in the prop room all day. This is just a short-term, secure holding pin for your things.

- Your guide will be there waiting for you to escort you and the team to instant challenge.
- If you do not want to put your things in prop storage, you and your team **must** meet your guide at prop storage at least 5 minutes before your posted IC time.
- After instant challenge is over, you will be expected to return to clean out your area.

QUICK REMINDERS

- ❖ Check in for your challenge is **30 minutes prior** to your performance time.
 - ❖ Instant challenge will be monitored with guides. You will arrive at your scheduled time.
 - ❖ If you cannot check in on March 2, you need to come to the check-in desk the morning of tournament so that we can check you off.
 - ❖ Check-in will be located on the map that will be posted on February 23.
 - ❖ Please be diligent in checking social media, the website, and your emails for any updates, changes or corrections.
- 